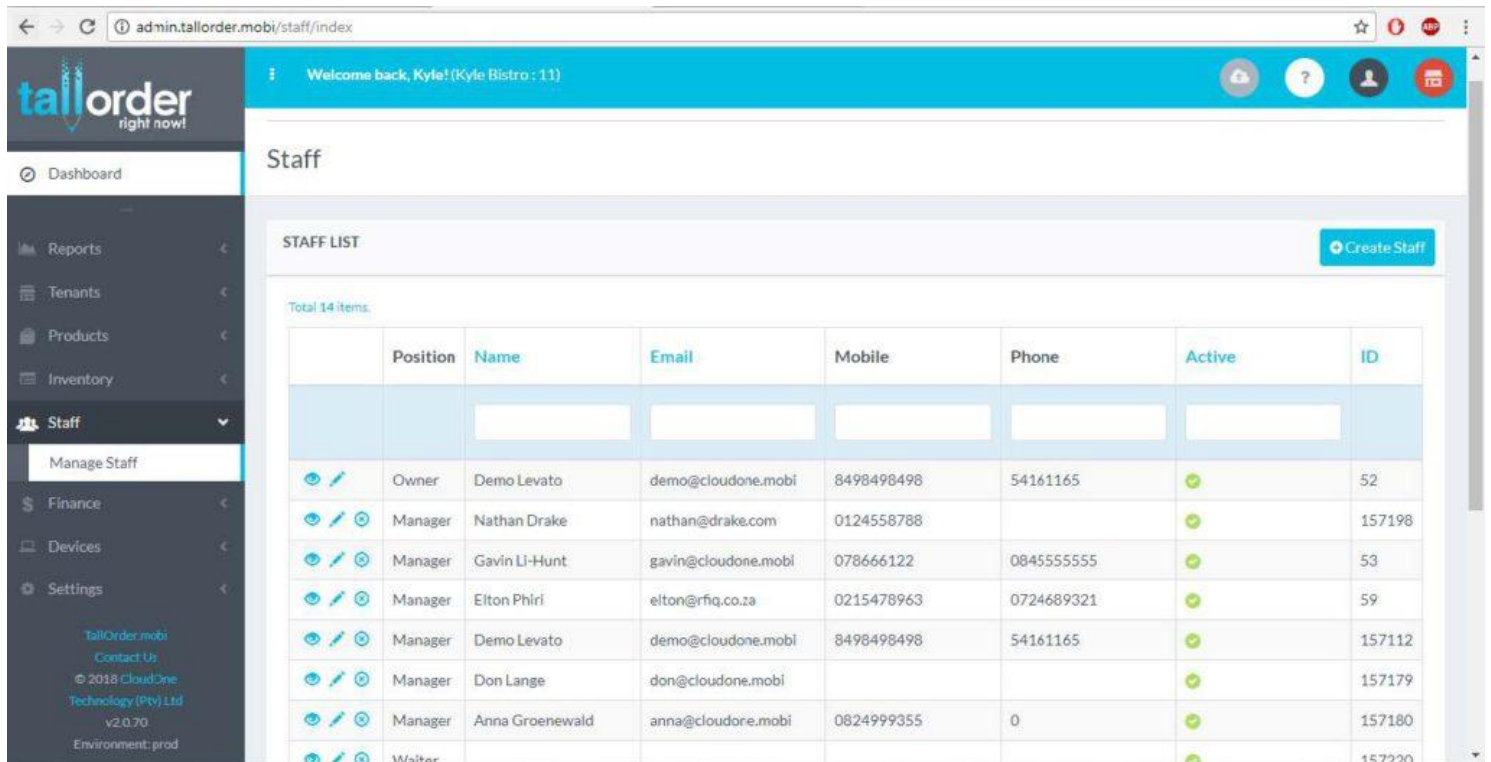


TALLORDER SOLUTIONS

ADDING A STAFF MEMEBER

You can add & edit staff members with ease – you can set up staff members as normal staff with limited permissions and you can set up managers with a Manager PIN for voids, discounts & authorization.

- Click on 'Staff' on the left hand side of the TallOrder admin Dashboard and it will display a dropdown list of functions related to 'Staff'. Select 'Staff'. Select 'Manage Staff':

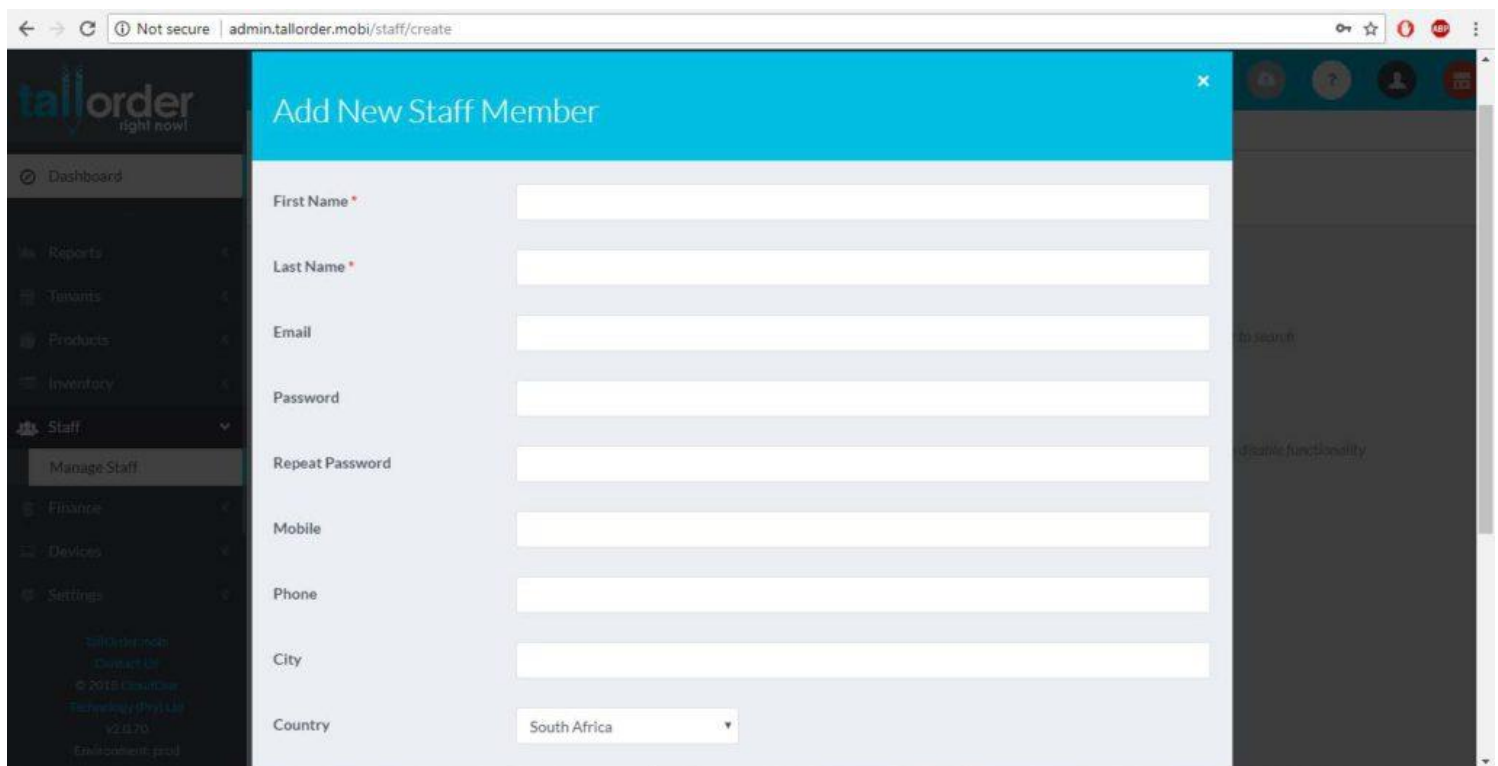


STAFF LIST

Total 14 items.

	Position	Name	Email	Mobile	Phone	Active	ID
	Owner	Demo Levato	demo@cloudone.mobi	8498498498	54161165	✓	52
	Manager	Nathan Drake	nathan@drake.com	0124558788		✓	157198
	Manager	Gavin Li-Hunt	gavin@cloudone.mobi	078666122	0845555555	✓	53
	Manager	Elton Phiri	elton@rfiq.co.za	0215478963	0724689321	✓	59
	Manager	Demo Levato	demo@cloudone.mobi	8498498498	54161165	✓	157112
	Manager	Don Lange	don@cloudone.mobi			✓	157179
	Manager	Anna Groenewald	anna@cloudone.mobi	0824999355	0	✓	157180
	Walter					✓	157220

- Click on 'Create Staff' and then 'Add New Staff Member' and complete the respective fields provided to create a profile for the user:



Add New Staff Member

First Name *

Last Name *

Email

Password

Repeat Password

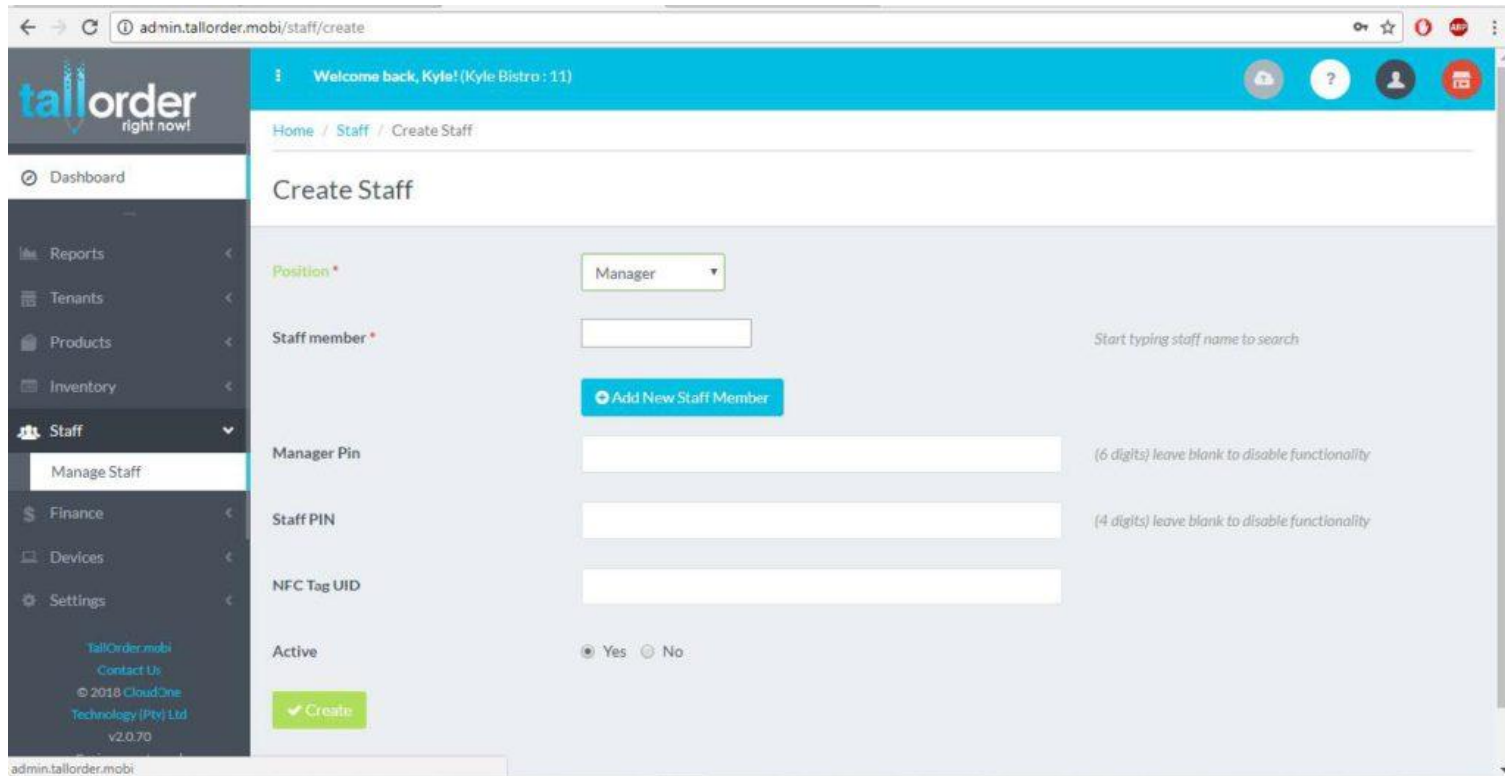
Mobile

Phone

City

Country: South Africa

- Once complete you can assign a Staff Pin (4 Digits) for normal users –
When selecting Manager, assign a Staff Pin & Manager Pin (6 Digits):



The screenshot shows the 'Create Staff' page in the TallOrder admin interface. The page has a blue header with the TallOrder logo and a navigation sidebar on the left. The main content area contains a form for creating a new staff member.

Form Fields:

- Position:** A dropdown menu with 'Manager' selected.
- Staff member:** A text input field with a placeholder 'Start typing staff name to search'.
- Add New Staff Member:** A blue button with a plus icon.
- Manager Pin:** A text input field with a placeholder '(6 digits) leave blank to disable functionality'.
- Staff PIN:** A text input field with a placeholder '(4 digits) leave blank to disable functionality'.
- NFC Tag UID:** A text input field.
- Active:** Radio buttons for 'Yes' (selected) and 'No'.
- Create:** A green button with a checkmark icon.

Footer: The footer contains the text 'TallOrder.mobi', 'Contact Us', '© 2018 CloudOne Technology (Pty) Ltd', and 'v2.0.70'.