


TALLORDER SOLUTIONS PAGEMAN LOGIN

PageMan / How to log into PageMan

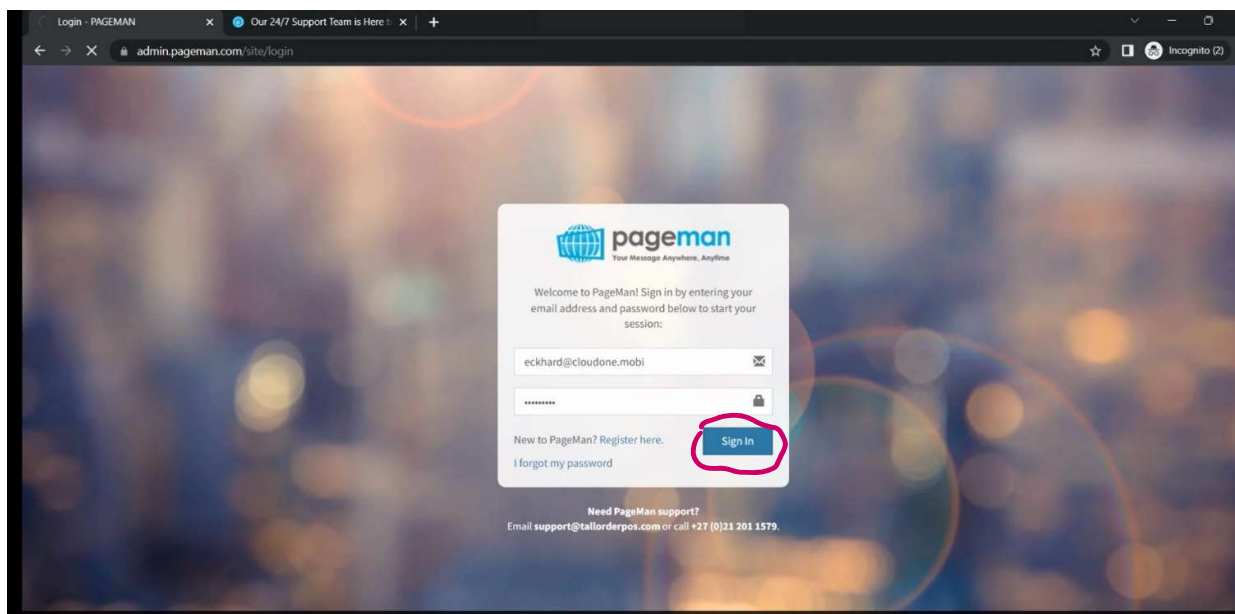
Today what we will be doing is logging into the PageMan application backend. First thing that you need to do is to type in the address bar `admin.pageman.com/site/forward/login`.



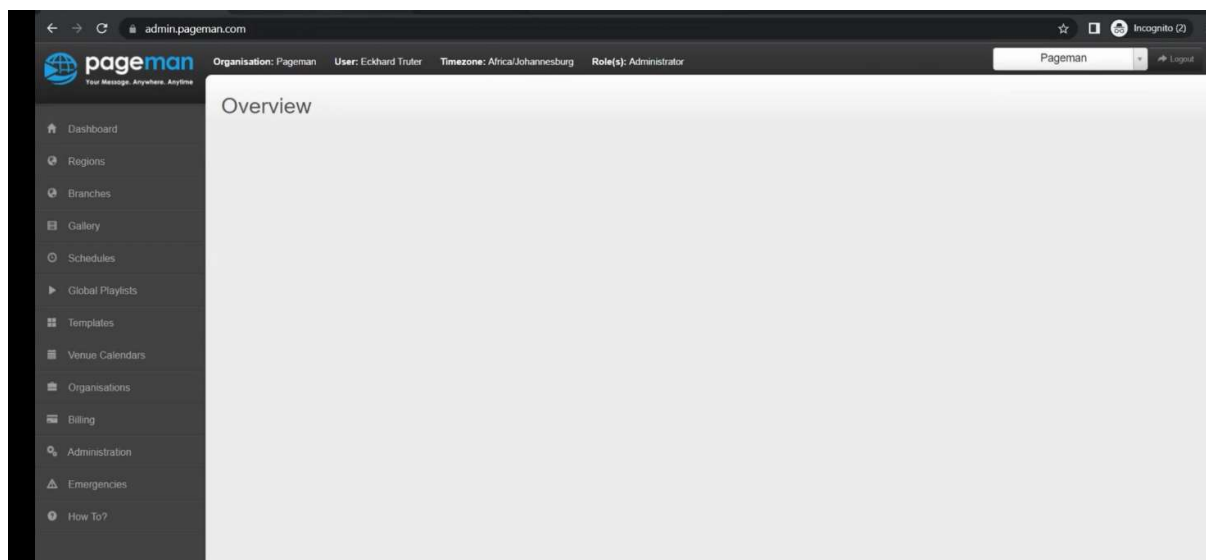
Your support installation officer will be able to give you this information at any point in time. Should you need any further assistance you can email us at support at `tallorderpos.com` or you can call us on our landline on a 24/7 basis.

Firstly, type in your email address that is registered to your PageMan account and then enter your password.

Simply press the sign in button.



Then you will be logged into your relevant PageMan account.



Should you need any further assistance you can also navigate to our support page on [tallorderpos.com forward/support](https://tallorderpos.com/forward/support) where you can log a support ticket and request a call back or call us on our 24/7 line that is available.